



The strong thickness of the tops and the personality of the "V" leg give this series the elegance of a true executive series which, with the Eucalyptus finish, becomes a work of art.





New

DESKS

from page 308



The characteristic inclined "V" legs, in painted steel, bring a fresh and contemporary look to the executive desk, which, thanks to the new Eucalyptus finish with a material touch, takes on the preciousness of design furniture.

New

MEETING TABLES

from page 310



The meeting tables allow different configurations and can be equipped with top access and cable ducts, to make every meeting smart.

New

DRAWER UNITS AND SERVICE UNITS

from page 312



The drawer units and service units are offered in a wood finish to perfectly match the desks.

BOOKCASES

from page 316



The melamine bookcases complete the office furniture, creating organised and funzionale archive spaces and can be equipped with folder shelves, tops and finishing sides.



The desk tops are made with wooden panels th. mm. 38 anti-scratch and anti-reflective melamine with ABS edging th. mm. 1. The legs are made of 15/10 thick tubular steel with a rectangular section mm. 100 x 40, powder coated and are adjustable in height through recessed levelling feet.

The legs are fixed to the top by means of welded upper plates and by screws inserted on metal bushes under the top.

For lengths greater than mm. 2000 the legs are equipped with a black tubular stiffening bar.



New



The tops of the meeting tables are made of wood panels th. mm. 38 anti-scratch and anti-reflective melamine with ABS edging th. mm. 1.

The legs are made of tubular steel th. 15/10 with rectangular section mm. 100 x 40, are powder-coated and are adjustable in height through recessed levelling feet.

The legs are fixed to the top through upper welded plates and with screws inserted on undermount metal bushes.

For lengths greater than mm. 2000 the legs are equipped with a black tubular stiffening bar.



New





Melamine drawer units

The drawer units, made with anti-scratch and anti-reflective melamine panels, th. mm. 18 edged in ABS with radius of curvature mm. 1, are equipped with swivel wheels with brake and simultaneous block locking.

Drawers with bottom in MDF sliding on metal guides with central locking, aluminium coloured handles and double key (numbered and safety folding).

Service units

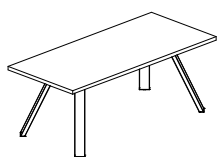
Structure made with anti-scratch and anti-reflective melamine panels th. mm. 18 edged in ABS with radius of curvature mm. 1.

The service units are equipped with a plinth, drawers with MDF bottom sliding on metal roller guides with bearings, central locking, lock, aluminium-coloured handles and double key (numbered and safety folding). Back for open module in perforated and painted sheet metal. Swivel wheels with optional brake.



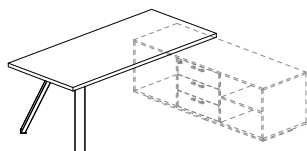
New





DESKS

ITEM	VARIANTS	DIMENSIONS LxDxH (mm)
D9100	NEU	1800 x 900 x 760
D9101	NEU	2000 x 900 x 760



Desks resting on service unit, including spacer.

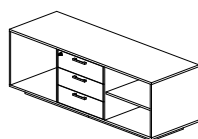
ITEM	VARIANTS	DIMENSIONS LxDxH (mm)
D9102	NEU	1800 x 900 x 760
D9103	NEU	2000 x 900 x 760



DRAWER UNITS AND SERVICE UNITS

Drawer units on wheels with 3 drawers, equipped with stationery tray.

ITEM	VARIANTS	DIMENSIONS LxDxH (mm)
D5260	MEU	415 x 550 x 600



Item D9104

Service unit **with plinth** and back panel in black perforated sheet metal.

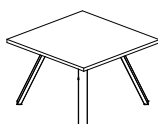
ITEM	VARIANTS	DIMENSIONS LxDxH (mm)	
D9104	MEU	1690 x 600 x 620	Floor RH
D9105	MEU	1690 x 600 x 620	Floor LH

Set of 6 wheels for service unit **Item D4347**

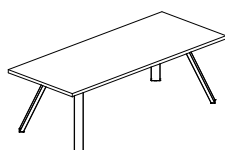


MEETING TABLES

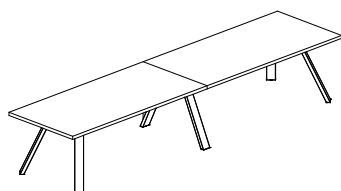
ITEM	VARIANTS	DIMENSIONS ØxH (mm)
D9106	NEU	1200 x 760



ITEM	VARIANTS	DIMENSIONS LxDxH (mm)
D9107	NEU	1180 x 1200 x 760



ITEM	VARIANTS	DIMENSIONS LxDxH (mm)
D9108	NEU	2100 x 1000 x 760
D9109	NEU	2400 x 1000 x 760



ITEM	VARIANTS	DIMENSIONS LxDxH (mm)
D9110	NEU	4200 x 1000 x 760



Accessories

CABLE GLAND BUSHING
Including desk hole. Silver colour.



ITEM
D7075

DIMENSIONS
Ø (mm)
80

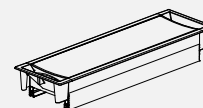
CABLE DUCT
For desk.
Colour embossed aluminium.



ITEM
D5241

DIMENSIONS
LxDxH (mm)
1040 x 150 x 100

TOP ACCESS CABLE DUCT
For meeting table. Hole on top included. Colour embossed aluminium.
On request, delivery in 40 days.

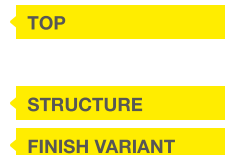
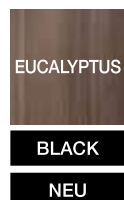



ITEM
D5263

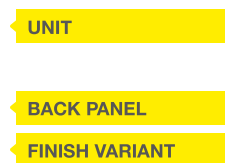
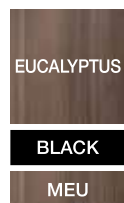
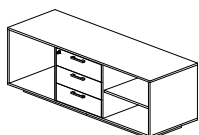
DIMENSIONS
LxDxH (mm)
355 x 108 x 130

Finishes

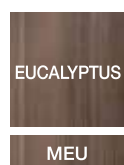
DESKS AND MEETING TABLES



SERVICE UNITS



DRAWER UNITS







The bookcases are made entirely in particle wood, finished with a stain-proof and scratch-proof melamine coating, with ABS edging and levelling feet h. mm. 18, adjustable from the inside.

Thicknesses: Structures mm. 18. Shelves mm. 25.

All the products are supplied disassembled.



OPEN BOOKCASES

Supplied with adjustable melamine shelves.



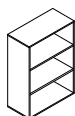
ITEM	VARIANTS	DIMENSIONS LxDxH (mm)	SHELVES
D4500	MD MG MNE	450 x 430 x 850	1



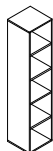
ITEM	VARIANTS	DIMENSIONS LxDxH (mm)	SHELVES
D4506	MD MG MNE	900 x 430 x 850	1



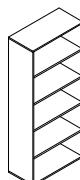
ITEM	VARIANTS	DIMENSIONS LxDxH (mm)	SHELVES
D4502	MD MG MNE	450 x 430 x 1270	2



ITEM	VARIANTS	DIMENSIONS LxDxH (mm)	SHELVES
D4508	MD MG MNE	900 x 430 x 1270	2



ITEM	VARIANTS	DIMENSIONS LxDxH (mm)	SHELVES
D4504	MD MG MNE	450 x 430 x 2100	3+1 fixed



ITEM	VARIANTS	DIMENSIONS LxDxH (mm)	SHELVES
D4510	MD MG MNE	900 x 430 x 2100	3+1 fixed



The bookcases are made entirely in particle wood, finished with a stain-proof and scratch-proof melamine coating, with ABS edging and levelling feet h. mm. 18, adjustable from the inside.

Doors: fitted with lock and aluminium coloured handle, can be in melamine or smoked tempered glass without frame. Also available in the satin-finish tempered glass variant with aluminium frame having section 20/20, complete with integrated handles.

Thicknesses: Structures and doors mm. 18. Shelves mm. 25. Tempered glass mm. 4.

All the products are supplied disassembled.

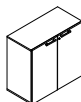


BOOKCASES WITH MELAMINE DOORS

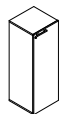
Supplied with adjustable melamine shelves.



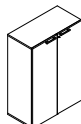
ITEM	VARIANTS				DIMENSIONS LxDxH (mm)	SHELVES
D4512	MD	MDK	MDNA	MG	450 x 450 x 850	1
	MGK	MGNA	MNEU			



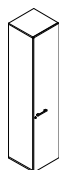
ITEM	VARIANTS				DIMENSIONS LxDxH (mm)	SHELVES
D4520	MD	MDK	MDNA	MG	900 x 450 x 850	1
	MGK	MGNA	MNEU			



ITEM	VARIANTS				DIMENSIONS LxDxH (mm)	SHELVES
D4514	MD	MDK	MDNA	MG	450 x 450 x 1270	2
	MGK	MGNA	MNEU			



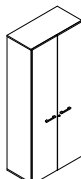
ITEM	VARIANTS				DIMENSIONS LxDxH (mm)	SHELVES
D4522	MD	MDK	MDNA	MG	900 x 450 x 1270	2
	MGK	MGNA	MNEU			



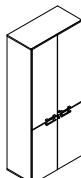
ITEM	VARIANTS				DIMENSIONS LxDxH (mm)	SHELVES
D4516	MD	MDK	MDNA	MG	450 x 450 x 2100	3+1 fixed
	MGK	MGNA	MNEU			



ITEM	VARIANTS				DIMENSIONS LxDxH (mm)	SHELVES
D4518	MD	MDK	MDNA	MG	450 x 450 x 2100	3+1 fixed
	MGK	MGNA	MNEU			



ITEM	VARIANTS				DIMENSIONS LxDxH (mm)	SHELVES
D4524	MD	MDK	MDNA	MG	900 x 450 x 2100	3+1 fixed
	MGK	MGNA	MNEU			



ITEM	VARIANTS				DIMENSIONS LxDxH (mm)	SHELVES
D4526	MD	MDK	MDNA	MG	900 x 450 x 2100	3+1 fixed
	MGK	MGNA	MNEU			

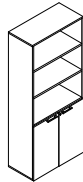


BOOKCASES WITH MELAMINE DOORS AND OPEN COMPARTMENT

Supplied with adjustable melamine shelves.



ITEM	VARIANTS				DIMENSIONS LxDxH (mm)	SHELVES
D4528	MD	MDK	MDNA	MG	450 x 450 x 2100	3+1 fixed
	MGK	MGNA	MNEU			



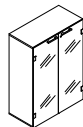
ITEM	VARIANTS				DIMENSIONS LxDxH (mm)	SHELVES
D4530	MD	MDK	MDNA	MG	900 x 450 x 2100	3+1 fixed
	MGK	MGNA	MNEU			

BOOKCASES WITH SMOKED AND MELAMINE GLASS DOORS

Supplied with melamine adjustable shelves.



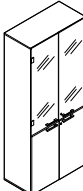
ITEM	VARIANTS			DIMENSIONS LxDxH (mm)	SHELVES
D4535	MD	MG	MNE	450 x 450 x 1270	2



ITEM	VARIANTS			DIMENSIONS LxDxH (mm)	SHELVES
D4543	MD	MG	MNE	900 x 450 x 1270	2



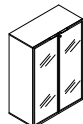
ITEM	VARIANTS				DIMENSIONS LxDxH (mm)	SHELVES
D4549	MD	MDK	MDNA	MG	450 x 450 x 2100	3+1 fixed
	MGK	MGNA	MNEU			



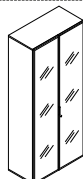
ITEM	VARIANTS				DIMENSIONS LxDxH (mm)	SHELVES
D4553	MD	MDK	MDNA	MG	900 x 450 x 2100	3+1 fixed
	MGK	MGNA	MNEU			

BOOKCASES WITH FRAMED SATIN GLASS AND MELAMINE DOORS

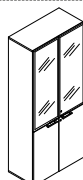
Supplied with melamine adjustable shelves.



ITEM	VARIANTS			DIMENSIONS LxDxH (mm)	SHELVES
D4540	MD	MG	MNE	900 x 450 x 1270	2




ITEM	VARIANTS			DIMENSIONS LxDxH (mm)	SHELVES
D4544	MD	MG	MNE	900 x 450 x 2100	3+1 fixed



ITEM	VARIANTS				DIMENSIONS LxDxH (mm)	SHELVES
D4552	MD	MDK	MDNA	MG	900 x 450 x 2100	3+1 fixed
	MGK	MGNA	MNEU			



FINISH VARIANTS page 321



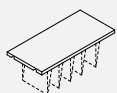
MELAMINE SHELVES
for bookcases of mm. 450 and mm. 900

ITEM	VARIANTS	DIMENSIONS LxDxH (mm)
D4556	MD MG MNE	410 x 410 x 25
D4558	MD MG MNE	860 x 410 x 25



FINISHING TOP
for bookcases.

ITEM	VARIANTS	DIMENSIONS LxDxH (mm)
D4588	MD MEU MG MK MNA	900 x 450 x 18
D4590	MD MEU MG MK MNA	1350 x 450 x 18
D4592	MD MEU MG MK MNA	1800 x 450 x 18
D4594	MD MEU MG MK MNA	2700 x 450 x 18



SHEET METAL SHELVES for bookcases
of mm. 450 and mm. 900

Designed to hold suspended folders.

ITEM	VARIANTS	DIMENSIONS LxDxH (mm)
D4560	D G N	410 x 410 x 25
D4562	D G N	860 x 410 x 25

SUSPENDED FOLDER
for sheet metal shelves.



ITEM
D1370

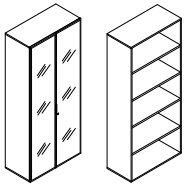
DIMENSIONS
280 h.
spacing mm. 330.

PRINTOUTS SUSPENDED FOLDER
for sheet metal shelves.



ITEM
D1371

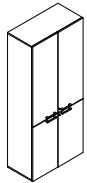
DIMENSIONS
325 h. - back mm. 30
spacing mm. 330.



BOOKCASES - OPEN AND GLASS

WHITE	CLOUD GREY	BLACK
MD	MG	MNE

FINISH VARIANTS



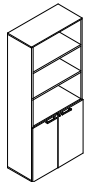
BOOKCASES WITH DOORS AND MIXED

WHITE	WHITE	CLOUD GREY	CLOUD GREY
WHITE	STEEL	CLOUD GREY	STEEL
MD	MDK	MG	MGK

STRUCTURE

MELAMINE DOORS

FINISH VARIANTS

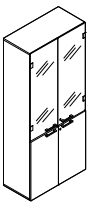


BLACK	WHITE	CLOUD GREY
EUCALYPTUS	WALNUT	WALNUT
MNEU	MDNA	MGNA

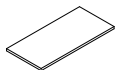
STRUCTURE

MELAMINE DOORS

FINISH VARIANTS



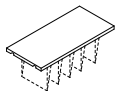
MELAMINE SHELVES



WHITE	CLOUD GREY	BLACK
MD	MG	MNE

FINISH VARIANTS

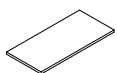
METAL SHELVES



WHITE	CLOUD GREY	BLACK
D	G	N

FINISH VARIANTS

FINISHING TOP



WHITE	STEEL	CLOUD GREY	WALNUT	EUCALYPTUS
MD	MK	MG	MNA	MEU

FINISH VARIANTS